



### District Report Card: 2017


<b>State:</b> Haryana	<b>District:</b> Rewari
<b>Class:</b> 8	<b>Subject:</b> Language
<b>Schools:</b> 51	<b>Students:</b> 1038


### Participation/Coverage


#### Students

<div>GENDER</div> <div></div>	Boys		Girls	
	Number	%	Number	%
	442	42.58	596	57.42

<div>AREA</div> <div></div>	Rural		Urban	
	Number	%	Number	%
	923	88.92	115	11.08

<div>CATEGORY</div> <div></div>	SC		ST		OBC		GEN	
	Number	%	Number	%	Number	%	Number	%
	519	50.00	14	1.35	341	32.85	164	15.80

<div>CWSN</div> <div></div>	LD	VI	HI	S&LD	ID	Oth
	3	1	2	1	2	0

<div>Management</div> <div></div>	Government		Government-aided	
	Number	%	Number	%
	1010	97.30	28	2.70

### Average Performance of Students in Language (%)

Overall	Gender		Area		Management		Social Group			
	Male	Female	Rural	Urban	Govt.	Aided	SC	ST	OBC	GEN
60.66	59.91	61.21	61.08	57.28	60.65	60.95	57.16	61.43	64.22	64.23

## Performance on Learning Outcomes (LOs)

Learning Outcomes	Description	Average Performance(%)
L813	Read textual/non-textual materials with comprehension and identifies the details, characters, main idea and sequence of ideas and events while reading	60.66

Range of Performance of Students who Answered Correctly							
Below 30%		30% - 50%		50% - 75%		Above 75%	
Number	%	Number	%	Number	%	Number	%
94	9.06	209	20.13	479	46.15	256	24.66

## Lowest Performing Learning Outcomes (LOs)

1 - Read textual/non-textual materials with comprehension and identifies the details, characters, main idea and sequence of ideas and events while reading (60.66)